



Downlights

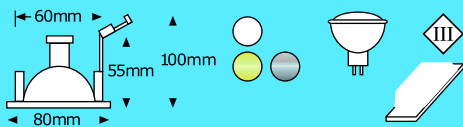
• Low Voltage - Steel	Pg 237
• Low Voltage - Aluminium	238
• Starlights - Steel & Aluminium	240
• Conversion - Steel	241
• Cabinet Lights	242
• Halogen Par 16 - Steel	242
• CFL - Steel	243
• Straight - Steel	245



Low Voltage - Steel

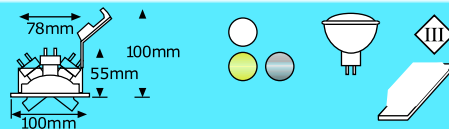
Straight

Max wattage: 12V / 50W
 Lamp: MR16 (12V 50W)
 Transformer required
 Cut out: 60mm
 Clearance height: 70mm
 Colour/s: White , Chrome, Brass, Satin Chrome and Gun Metal
 Class: III
 IP: 20
 Code: V1P/SUN-S62



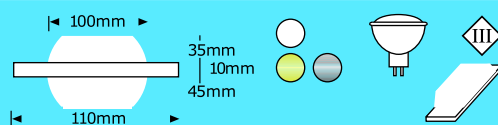
Straight Tilt

Max wattage: 12V / 50W
 Lamp: MR16 (12V 50W)
 Transformer required
 Cut out: 75mm
 Clearance height: 65mm
 Tilt: 30 °
 Colour/s: White , Chrome, Brass, Satin Chrome and Gun Metal
 Class: III
 IP: 20
 Code: V1P/SUN-S62/T



Eyeball

Max wattage: 12V / 50W
 Lamp: MR16 (12V 50W)
 Transformer required
 Cut out: 80mm
 Clearance height: 50mm
 Tilt: 25 °
 Rotate: 355°
 Colour/s: White , Chrome, Brass, Satin Chrome and Gun Metal
 Class: III
 IP: 20
 Code: V1P/SUN-S62/EB

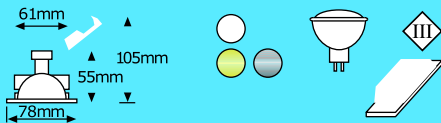


Lamps not included

Low Voltage - Aluminium

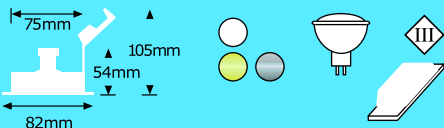
Bevelled Rim

Max wattage:	12V / 50W
Lamp:	MR16 (12V 50W)
Transformer required	
Cut out:	60mm
Clearance height:	65mm
Bevelled Rim	
Colour/s:	White , Chrome, Brass, Satin Chrome and Gun Metal
Class:	III
IP:	20
Code:	V1P/SUN-S63/BV



Bevelled Rim Tilt

Max wattage:	12V / 50W
Lamp:	MR16 (12V 50W)
Transformer required	
Cut out:	75mm
Clearance height:	65mm
Tilt:	30 °
Colour/s:	White , Chrome, Brass, Satin Chrome and Gun Metal
Class:	III
IP:	20
Code:	V1P/SUN-S63/BVT

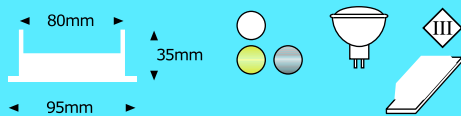


Lamps not included

Low Voltage - Aluminium

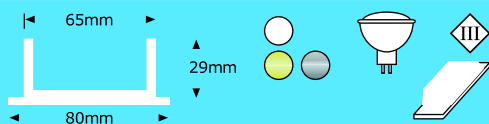
Straight - Twistlock - Tilt

Max wattage: 12V / 50W
Lamp: MR16 (12V 50W)
Transformer required
Cut out: 80mm
Clearance height: 66mm
Twistlock (Twist off ring)
Tilt: 30 °
Colour/s: White , Chrome, Brass, Satin Chrome and Gun Metal
Class: III
IP: 20
Code: V1P/SUN-S63/T



Twistlock

Max wattage: 12V / 50W
Lamp: MR16 (12V 50W)
Transformer required
Cut out: 65mm
Clearance height: 65mm
Twistlock (Twist off ring)
Colour/s: White , Chrome, Brass, Satin Chrome and Gun Metal
Class: III
IP: 20
Code: V1P/SUN-S63

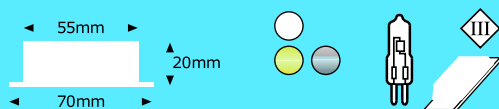


Lamps not included

Low Voltage - Cabinet Light

Straight

Max wattage: 12V / 20W (Lamp Included)
Lamp: G4 Halogen Bi-Pin 20W
Transformer required
Cut out: 55mm
Clearance: 20mm
Colour/s: White, Chrome, Brass, Satin Chrome or Gun Metal
Class: III
IP: 20
Code: V1P/SUN-S64

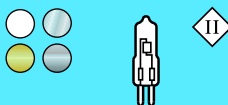
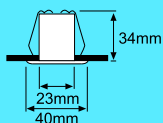


Lamps included

Starlights - Steel & Aluminium

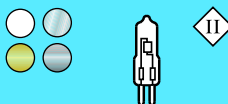
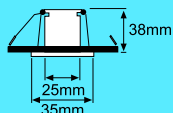
Pressed Steel

Max wattage:	12V / 10-20W
Lamp:	Halogen Bi-Pin G4
Transformer required	
Cut out:	25mm
Clearance:	34mm
Colour/s:	White, Chrome, Brass or Satin Chrome
Class:	II
IP:	20
Code:	V1P/SUN-S66



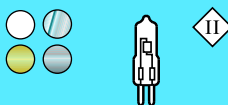
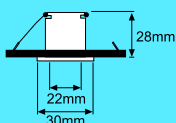
Die-Cast Aluminium

Max wattage:	12V / 10-20W
Lamp:	Halogen Bi-Pin G4
Transformer required	
Cut out:	28mm
Clearance:	38mm
Colour/s:	White, Chrome, Brass or Satin Chrome
Class:	II
IP:	20
Code:	V1P/SUN-S67



Die-Cast Aluminium

Max wattage:	12V / 10-20W
Lamp:	Halogen Bi-Pin G4
Transformer required	
Cut out:	23mm
Clearance:	28mm
Colour/s:	White, Chrome, Brass or Satin Chrome
Class:	II
IP:	20
Code:	V1P/SUN-S68

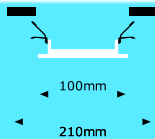


Lamps not included unless otherwise specified

Conversion Downlights - Steel

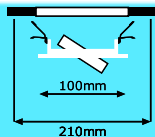
Conversion Downlight - Straight

Max wattage: 12V / 50W
Lamp: MR16/GX5.3 (12V / 50W)
Transformer required
Cut out: 85mm
Clearance: 55mm
Colour/s: White, Brass and Satin Chrome
Class: III
IP: 20
Code: V1P/SUN-S20



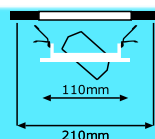
Conversion Downlight - Tilt

Max wattage: 12V / 50W
Lamp: MR16/GX5.3 (12V / 50W)
Transformer required
Cut out: 85mm
Clearance: 55mm
Tilt: 30 °
Colour/s: White, Brass and Satin Chrome
Class: III
IP: 20
Code: V1P/SUN-S22/T



Conversion Downlight - Eyeball

Max wattage: 12V / 50W
Lamp: MR16/GX5.3 (12V / 50W)
Transformer required
Cut out: 85mm
Clearance: 55mm
Colour/s: White, Brass and Satin Chrome
Class: III
IP: 20
Code: V1P/SUN-S24



Lamps not included unless otherwise specified

Downlights

220 VOLT/

Cabinet Light

Linkable Slimline Fluorescent Fitting

Individually switched

Colours: White

Class: 11

Included:

Mains lead

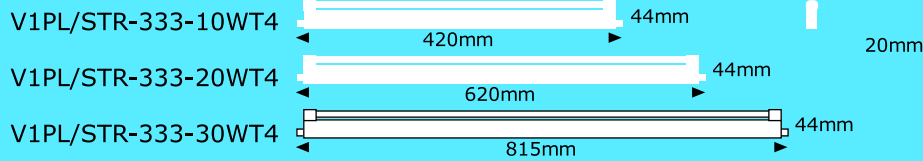
T4 Triphosphor lamps

(Lamp Included)

Code: V1PL/STR-333-10WT4

V1PL/STR-333-20WT4

V1PL/STR-333-30WT4



Halogen Par16 - Steel - GU10

Straight 230V

Max wattage: 240V / 50W

Lamp: GU10

Par16 Halogen

No transformer required

Cut out: 60mm

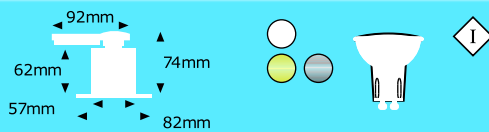
Clearance: 74mm

Colour/s: White, Chrome, Brass, Satin Chrome and Gun Metal

Class: I

IP: 20

Code: V1P/SUN-S65



Straight Tilt (Steel) 230V

Max wattage: 240V / 50W

Lamp: GU10

Par16 Halogen

No transformer required

Cut out: 70mm

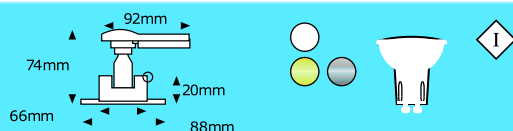
Clearance: 74mm

Colour/s: White, Chrome, Brass, Satin Chrome and Gun Metal

Class: I

IP: 20

Code: V1P/SUN-S65T

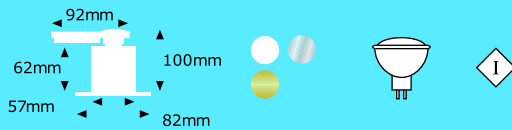


Lamps not included unless otherwise specified

CFL Downlights - Steel

Straight Downlight 7W / 9W 230V

Max wattage: 240V / 50W (Lamp Included)
 Lamp: 7W / 9W GU -10 CFL
 No transformer required
 Cut out: 60mm
 Clearance: 100mm
 Colour/s: White / Brass / Satin Chrome
 Class: I
 IP: 20
 Code: V1P/SUN-S32

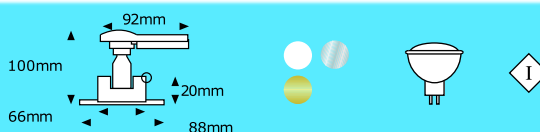


Lamps not included unless otherwise specified

1

Tilt Downlight 7W / 9W 230V

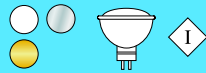
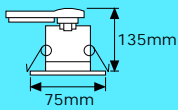
Max wattage: 240V / 50W (Lamp Included)
 Lamp: 7W / 9W GU -10 CFL
 No transformer required
 Cut out: 75mm
 Clearance: 100mm
 Colour/s: White / Brass / Satin Chrome
 Class: I
 IP: 20
 Code: V1P/SUN-S34



CFL Downlights - Steel

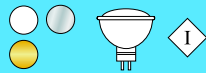
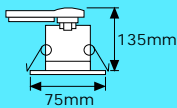
Straight Downlight with Spring Loaded Lamp Holder 230V

Max wattage: 240V / 50W
Lamp: GU-10
No transformer required
No suction cup required for lamp replacement
Cut out: 75mm
Clearance: 135mm
Colour/s: White / Satin Chrome
Class: I
IP: 20
Code: V1P/S80



Tilt Downlight with Spring Loaded Lamp Holder 230V

Max wattage: 240V / 50W
Lamp: GU-10
No transformer required
No suction cup required for lamp replacement
Cut out: 75mm
Clearance: 135mm
Colour/s: White / Satin Chrome
Class: I
IP: 20
Code: V1P/S82/T


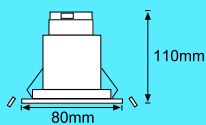


Lamps not included unless otherwise specified

Straight Downlights - Steel

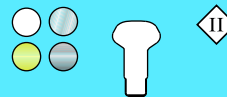
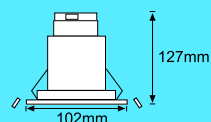
Straight Steel

Max wattage: 240V / 40W
Lamp: Incandescent R50 / E14
No transformer required
Cut out: 65mm
Clearance Height: 110mm
Colour/s: White, Chrome, Brass & Satin Chrome
Class: II
IP: 20
Code: V1P/SUN-S70




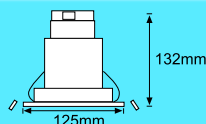
Straight Steel

Max wattage: 240V / 60W
Lamp: Incandescent R63 / E27
No transformer required
Cut out: 80mm
Clearance: 127mm
Colour/s: White, Chrome, Brass & Satin Chrome
Class: II
IP: 20
Code: V1P/SUN-S71



Straight Steel

Max wattage: 240V / 100W
Lamp: Incandescent R80 / E27
No transformer required
Cut out: 90mm
Clearance: 132mm
Colour/s: White, Chrome, Brass & Satin Chrome
Class: II
IP: 20
Code: V1P/SUN-S72



Lamps not included unless otherwise specified