

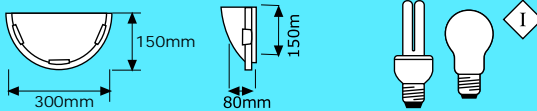
Ceiling Lights

• Opal Shade Fittings	Pg 257
• Glass Shade Fittings	258
• Frosted Fittings	259
• Alabaster Fittings	260
• Cheese Fittings	264
• Opal Ceiling Lights	265
• Decorative Fluorescent Fittings	266
• Pendants	269

Opal Glass Shade Fittings

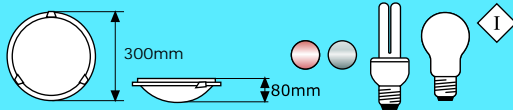
Half Moon with Metal Body - (Wall)

Max wattage: 240V / 100W ES max
 Lamp: 1 Lamp
 Diameter: 300mm
 Border colours: Antique Copper, Satin Chrome
 Class: I
 IP: 20
 Code: V1P/SUNWALL-LS1



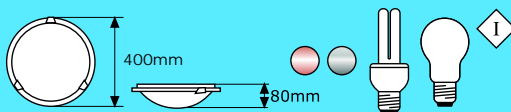
300mm Round with Metal Body

Max wattage: 240V / 100W ES max
 Lamp: 1 Lamp
 Diameter: 300mm
 Depth: 80mm / 100mm
 Border colours: Antique Copper, Satin Chrome
 Class: I
 IP: 20
 Code: V1P/SUN-LS1-300/SC
 V1P/SUN-LS1-300ANT



400mm Round with Metal Body

Max wattage: 240V / 100W ES max
 Lamp: 2 Lamp
 Diameter: 400mm
 Depth: 80mm / 100mm
 Border colours: Antique Copper, Satin Chrome
 Class: I
 IP: 20
 Code: V1P/SUN-LS2-400/SC
 V1P/SUN-LS2-400ANT

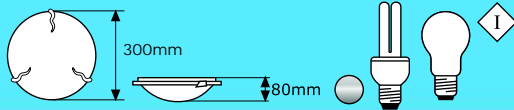


4

Glass Shade Fittings

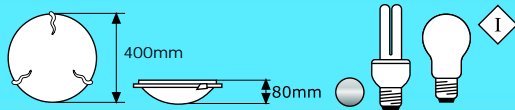
300mm Round with Metal Design

Max wattage: 240V / 100W ES
 Diameter: 300mm
 Depth: 80mm / 100mm
 Clip colours: Satin Chrome
 Class: I
 IP: 20
 Code: V1P/SUN-NA1-300 S/C



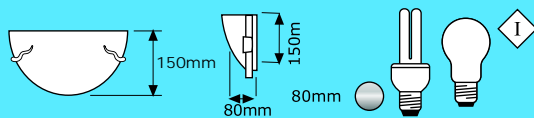
400mm Round with Metal Design

Max wattage: 240V / 100W ES
 Diameter: 400mm
 Depth: 80mm / 100mm
 Clip colours: Satin Chrome
 Class: I
 IP: 20
 Code: V1P/SUN-NA2-400 S/C



Half Moon with Metal Design - (Wall)

Max wattage: 240V / 100W ES
 Lamp: 1 Lamp
 Colours: Satin Chrome
 Class: I
 IP: 20
 Code: V1P/SUNWALL-NA1/SC



250mm Hanging Glass Shade with Metal Design

Max wattage: 240V / 100W
 Diameter: 250mm
 Lamp: 1 x 100W or 1 x 14W, ES
 Colours: Antique Copper, Satin Chrome
 Class: I
 IP: 20
 Code: V1P/SUN-GCL-AO2-ANT
 V1P/SUN-GCL-AO2-S/C

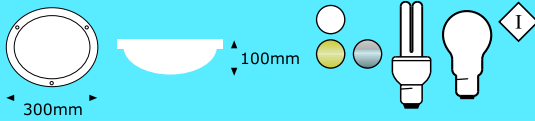


4

Frosted Glass Shade

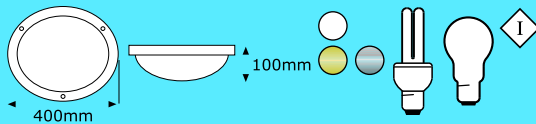
300mm Metal Body

Max wattage: 240V / 60W
 Lamp: 1Lamp
 Diameter: 300mm
 Border colours: White, Brass, Chrome and Satin Chrome
 Class: I
 IP: 44
 Code: V1P/SUN-JD1-300



400mm Metal Body

Max wattage: 240V
 Lamp: 2 x 60W
 Diameter: 400mm
 Height: 140mm
 Border colours: White, Brass, Chrome and Satin Chrome
 Class: I
 IP: 44
 Code: V1P/SUN-JD2-400

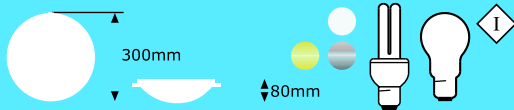


4

Alabaster Glass Shade Fittings

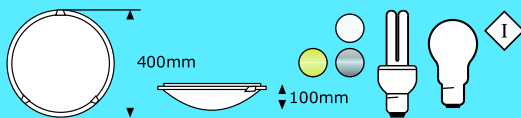
300mm White with Metal Body

Max wattage:	240V
Lamp:	1 x ES Lamp
Diameter:	300mm
Depth:	80mm
Clip colours:	White, Brass, Satin Chrome
Class:	I
IP:	20
Code: V1P/SUN-AB1-300	



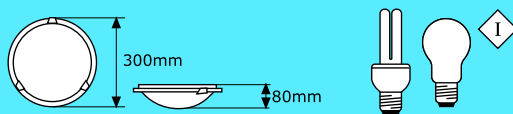
400mm White with Metal Body

Max wattage:	240V
Lamp:	2 x Max 60W ES Lamp
Diameter:	400mm
Depth:	100mm
Clip colours:	White, Brass, Satin Chrome
Class:	I
IP:	20
Code: V1P/SUN-AB2-400	



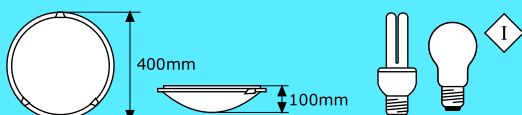
300mm Green with Metal Body

Max wattage:	240V
Lamp:	1 Lamp
Diameter:	300mm
Depth:	80mm
Clip colours:	Satin Chrome
Class:	I
IP:	20
Code: V1P/SUN-AB1-300/GRN	



400mm Green with Metal Body

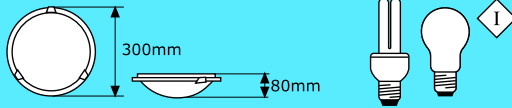
Max wattage:	240V
Lamp:	2 Lamps
Diameter:	400mm
Depth:	100mm
Clip colours:	Satin Chrome
Class:	I
IP:	20
Code: V1P/SUN-AB2-400/GRN	



Alabaster Glass Shade Fittings

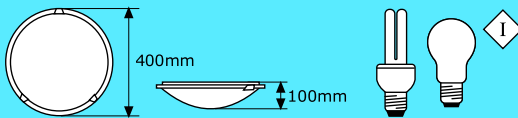
300mm Pink with Metal Body

Max wattage:	240V
Lamp:	1 Lamp
Diameter:	300mm
Depth:	80mm
Clip colours:	Satin Chrome
Class:	I
IP:	20
Code: V1P/SUN-AB1-300/PNK	



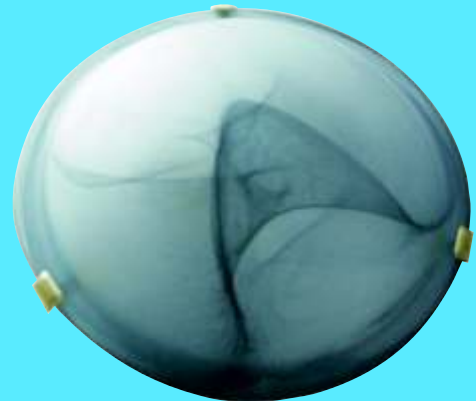
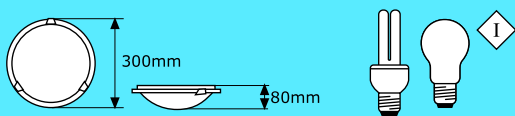
400mm Pink with Metal Body

Max wattage:	240V
Lamp:	2 Lamps
Diameter:	400mm
Depth:	100mm
Clip colours:	Satin Chrome
Class:	I
IP:	20
Code: V1P/SUN-AB2-400/PNK	



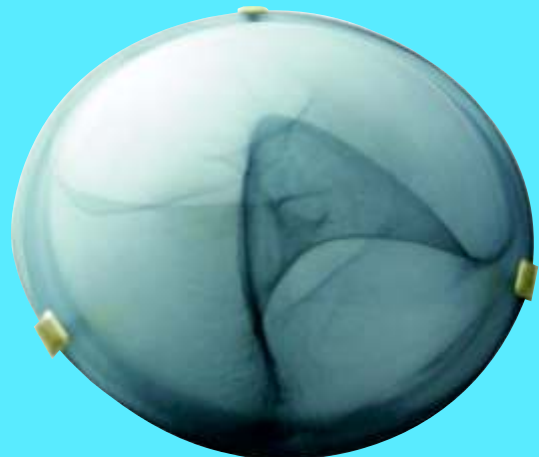
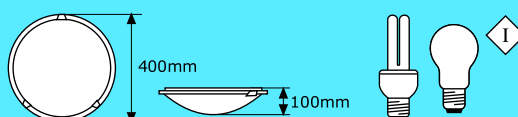
300mm Dove Grey with Metal Body

Max wattage:	240V
Lamp:	1 Lamp
Diameter:	300mm
Depth:	80mm
Clip colours:	Satin Chrome
Class:	I
IP:	20
Code: V1P/SUN-AB1-300/GR	



400mm Dove Grey with Metal Body

Max wattage:	240V
Lamp:	2 Lamps
Diameter:	400mm
Depth:	100mm
Clip colours:	Satin Chrome
Class:	I
IP:	20
Code: V1P/SUN-AB2-400/GR	

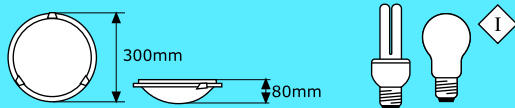


4

Alabaster Glass Shade Fittings

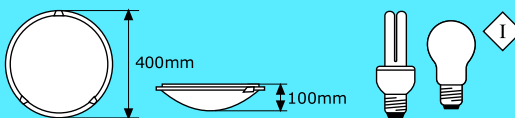
300mm Aqua Blue with Metal Body

Max wattage:	240V
Lamp:	1 Lamp
Diameter:	300mm
Depth:	80mm
Clip colours:	Satin Chrome
Class:	I
IP:	20
Code:	V1P/SUN-AB1-300/BLU



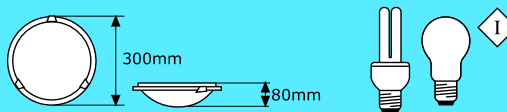
400mm Aqua Blue with Metal Body

Max wattage:	240V
Lamp:	2 Lamps
Diameter:	400mm
Depth:	100mm
Clip colours:	Satin Chrome
Class:	I
IP:	20
Code:	V1P/SUN-AB2-400/BLU



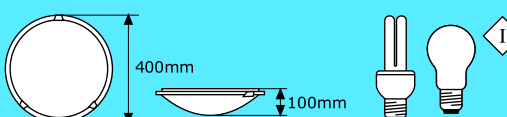
300mm Brown with Metal Body

Max wattage:	240V
Lamp:	1 Lamp
Diameter:	300mm
Depth:	80mm
Clip colours:	Satin Chrome
Class:	I
IP:	20
Code:	V1P/SUN-AB1-300/BRN



400mm Brown with Metal Body

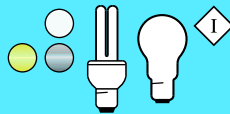
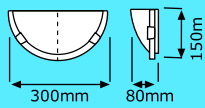
Max wattage:	240V
Lamp:	2 Lamps
Diameter:	400mm
Depth:	100mm
Clip colours:	Satin Chrome
Class:	I
IP:	20
Code:	V1P/SUN-AB2-400/BRN



Alabaster Glass Shade Fittings

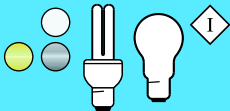
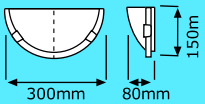
300mm Brown Half Moon

Max wattage:	240V
Lamp:	1 Lamp
Diameter:	300mm
Depth:	80mm
Height:	150mm
Clip colours:	Satin Chrome
Class:	I
IP:	20
Code:	V1P/SUN-ABW300/BRN



300mm White Half Moon

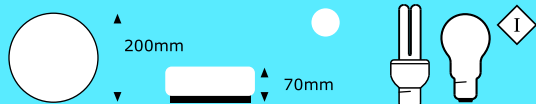
Max wattage:	240V
Lamps:	1 x 60W or 1 x 14W
Diameter:	300mm
Depth:	80mm
Height:	150mm
Clip colours:	White, Brass, Satin Chrome
Class:	I
IP:	20
Code:	V1P/SUN-ABW300



Cheese Fittings

200mm Round with Aluminium Body

Max wattage: 240V / 60W
 Lamp: 1 x Max 60W
 Diameter: 200mm
 Colours: White Opal
 Class: I
 IP: 20
 Code: V1P/SUN-CHS200



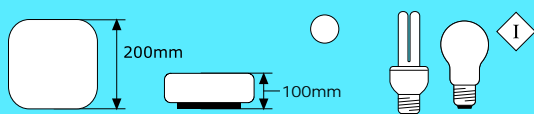
250mm Round with Aluminium Body

Max wattage: 240V / 100W
 Lamp: 1x Max 100W
 Diameter: 250mm
 Colours: White Opal
 Class: I
 IP: 20
 Code: V1P/SUN-CHS250



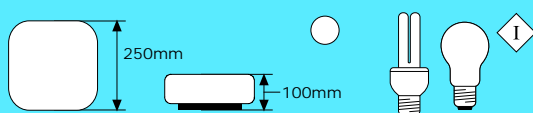
200mm Square with Aluminium Body

Max wattage: 240V / 60W
 Lamp: 1 x Max 60W
 Diameter: 200mm
 Colours: White Opal
 Class: I
 IP: 20
 Code: V1P/SUN-CH200-SQWH



250mm Square with Aluminium Body

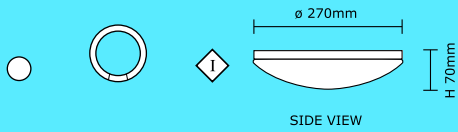
Max wattage: 240V / 100W
 Lamp: 1 x Max 100W
 Diameter: 250mm
 Colours: White Opal
 Class: I
 IP: 20
 Code: V1P/SUN-CH250-SQWH



Ceiling Lights - Opal

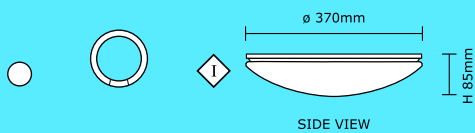
Ceiling Lights

Max wattage: 240V / 22W
Lamp: T8 Circline 22W
Diameter: 270mm
Height: 70mm
Colours: White Opal
Class: I
IP: 20
Code: V1PPRISMCIRCULAR22W



Ceiling Lights

Max wattage: 240V / 32W
Lamp: T8 Circline 32W
Diameter: 370mm
Height: 85mm
Colours: White Opal
Class: I
IP: 20
Code: V1PPRISMCIRCULAR32W



Lamps not included unless otherwise specified



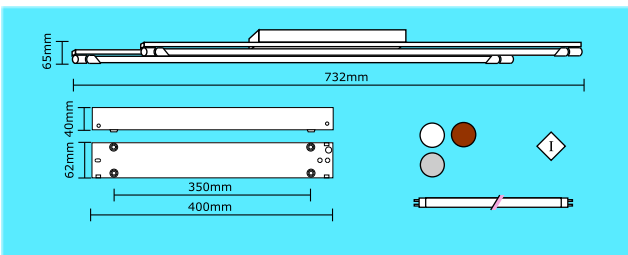
Decorative Fluorescent Fittings



24W Fitting Specifications

Max wattage: 240V / 2 x 24W
Lamp: 2 x 24W T5 lamps
Metal body with Electronic Ballast
Colours: Chrome, Nickel Matt
Class: I
IP: 20
Code: V1P/KL2240C

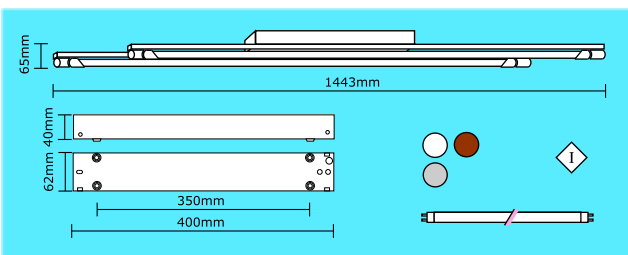
Lamps not included



54W Fitting Specifications

Max wattage: 240V / 2 x 54W
Lamp: 2 x 54W T5 lamps
Metal body with Electronic Ballast
Colours: Chrome, Nickel Matt
Class: I
IP: 20
Code: V1P/KL2540C

Lamps not included



4

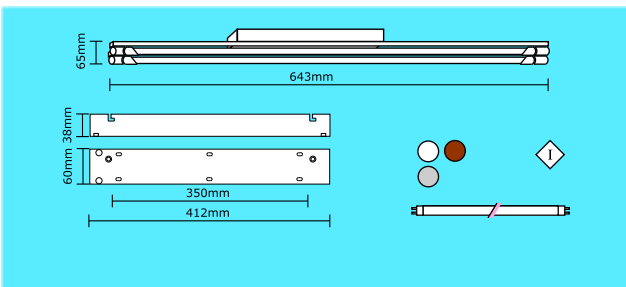
Decorative Fluorescent Fittings



24W Fitting Specifications

Max wattage: 240V / 2 x 24W
 Lamp: 2 x 24W T5 lamps
 Metal body with Electronic Ballast
 Colours: Chrome, Nickel Matt
 Class: I
 IP: 20
 Code: V1P/KL224-P

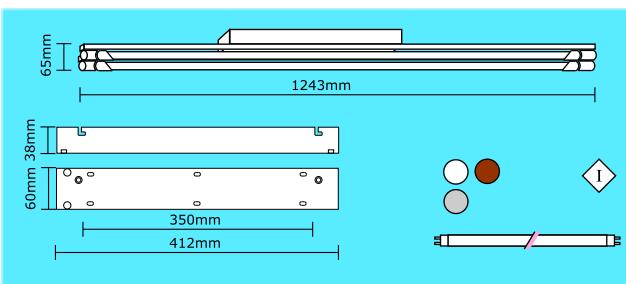
Lamps not included



54W Fitting Specifications

Max wattage: 240V / 2 x 54W
 Lamp: 2 x 54W T5 lamps
 Metal body with Electronic Ballast
 Colours: Chrome, Nickel Matt
 Class: I
 IP: 20
 Code: V1P/KL254-P

Lamps not included


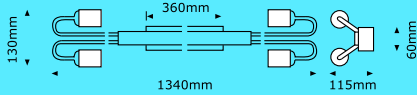


4

Decorative Fluorescent Fitting


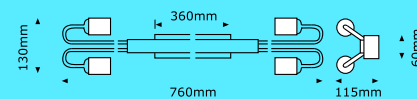
36W Fluorescent Fitting

Max wattage: 240V / 36W
 Lamp: 2 x 36W T8 fluorescent lamps
 Metal body with switch start ballasts
 Colours: Satin Chrome
 Class: I
 IP: 20
 Code: V1P/SUN-KL236



18W Fluorescent Fitting

Max wattage: 240V / 18W
 Lamp: 2 x 18W T8 fluorescent lamps
 Metal body with switch start ballasts
 Colours: Satin Chrome
 Class: I
 IP: 20
 Code: V1P/SUN-KL218

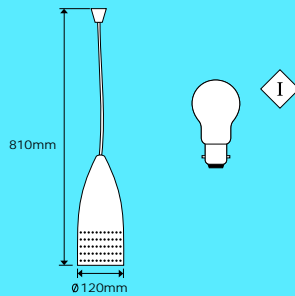


Lamps not included unless otherwise specified

Aluminium Pendant Lights

Aluminium Pendant Light 1

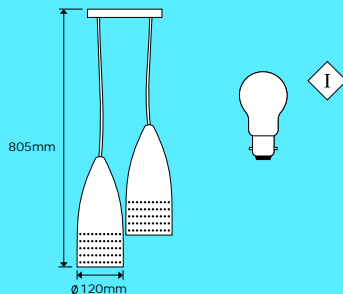
Max wattage:	60W
Lamp:	Energy saving 11W / GLS 60
Height:	810mm
Width:	Ø120mm
Colours:	Nickel Matt
Class:	I
IP:	44
Code: V1P/ALU-1PENDANTS16	



4

Aluminium Pendant Light 2

Max wattage:	60W
Lamp:	Energy saving 11W / GLS 60
Colours:	Nickel Matt
Height:	805mm
Width:	Ø120mm
Class:	I
IP:	44
Code: V1P/ALU-2PENDANTS16	

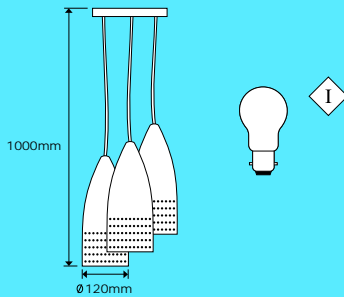


Lamps not included unless otherwise specified

Aluminium Pendant Lights


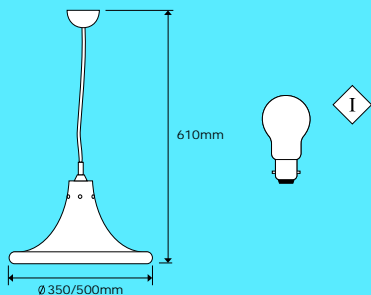
Aluminium Pendant Light 3

Max wattage:	60W
Lamp:	Energy saving 11W / GLS 60
Height:	1000mm
Width:	Ø120mm
Colours:	Nickel Matt
Class:	I
IP:	44
Code:	V1P/ALI-3PENDANTS16



Aluminium Pendant Lights Circular

Max wattage:	60W
Lamp:	Max 11W Energy saver
Height:	610mm
Width:	Ø300/500mm
Colours:	Silver
Class:	I
IP:	44
Code:	V1P/CIRALI-350 V1P/CIR-ALI-500



Lamps not included unless otherwise specified

