


Enclosures

- Modular System - CA Range Pg 169
- Polyester - BRESA Range Pg 172
- Modular Chassis & Accessories Pg 175

Modular System



9

GENERAL FEATURES

- High mechanical resistance against impacts.
- Long-lasting, minimum maintenance is required.
- Non hygroscopic materials, water absorption practically nil.
- Good stray current resistance.
- Resistance to "aggressive" chemicals.
- Easy to move around and install because of its lightness.
- Easy to machine with a drill, punch, saw etc.
- Screws can be sealed and removed by screwdriver
- Self-extinguishing materials as per UNE 53315 and STM D635.
- Extreme utilization temperatures: -30 and +120° C.
- Nominal intensity: 1,000A.
- Nominal voltage: 660V.
- Dielectric rigidity: > at 5,000V.
- Insulation resistance: > at 5 M ü .

SPECIAL FEATURES OF THE 2 VARIANTS IN WHICH THIS PRODUCT IS MADE

With transparent lid:-

- Fiberglass reinforced rear polyester panel, in grey R002.
- Lid made of colourless polycarbonate.
- With IP-659 protection degree against dust, water and impacts.
- Excellent outdoor behaviour

With opaque lid:-


- Fiberglass reinforced rear polyester panel, in grey R002.
- Lid made of opaque polycarbonate, in grey R002.
- With IP-659 protection against dust, water and impacts.
- Excellent outdoor behaviour

Full range of accessories available on application

Modular System

DIMENSIONS

Type	A	B	C
CA-32	270	180	170
CA-33	270	270	170
CA-42	360	180	170
CA-43	360	270	170
CA-43A	360	270	205
CA-44	360	360	170
CA-44A	360	360	205
CA-63	540	270	170
CA-63A	540	270	205
CA-64	540	360	170
CA-64A	540	360	205
CA-66	540	540	170
CA-66A	540	540	205
CA-84A	720	360	205
CA-86A	720	540	205



BASE PLATE

Made of white self-extinguishing Polyester
Ref.

For enclosure

PP32	CA -32
PP33	CA -33
PP42	CA -42
PP43	CA -43
PP44	CA -44
PP63	CA -63
PP64	CA -64
PP66	CA -66
PP84	CA -84
PP86	CA -86

DEPTH EXTENSION

Type	For enclosure	Increases depth
RE-63	CA-63	62.5mm
RE-64	CA-64	62.5mm
RE-66	CA-66	125mm

HINGED DIN WINDOW

Type	Capacity ICP or similar
TR-4	4
TR-6	6
TR-8	8
TR-10	10

Modular System

HINGES FOR COVER

Type

BRI Internal Rigid



BRE External Rigid



ACCESSORIES

TYPE

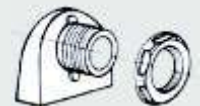
Wall Mounting Bracket

WMB



Ventilation Valves

V V



Drain Valves

D V



9

Polyester Enclosures



GENERAL FEATURES

- Heat-moulded polyester enclosures in grey colour R9002.
- Self-extinguishable materials, as per ASTM D635.
- Extreme utilization temperatures: -30° and + 120° C.
- Non hygroscopic materials, minimum water absorption.
- High mechanical resistance against impact.
- Resistance against rusting and corrosion by chemical or atmospherical agents.
- Easy to machine.
- Easy to move around and install because of its lightness.
- Door hinges allows more than 180° opening
- Excellent presentation and finishing

Polyester Enclosures



Reference		Dimensions					Weight kg
Standard door	Door with window	A	B	C	D	E	
BRES325	BRES-325P	300	250	140	200	95	2,100
BRES43	BRES-43P	400	300	200	280	140	3,300
BRES44	BRES-44P	400	400	200	280	220	3,900
BRES54	BRES-54P	500	400	200	380	220	5,000
BRES64	BRES-64P	600	400	230	480	220	6,100
BRES65	BRES-65P	600	500	230	480	320	7,150
BRES86	BRES-86P	800	600	300	600	400	

BASE PLATE

Polyester 4mm plate	Steel 2mm plate	For enclosure
PBF325	PBM-325	BRES-325
PBF43	PBM-43	BRES-43
PBF44	PBM-44	BRES-44
PBF54	PBM-54	BRES-54
PBF64	PBM-64	BRES-64
PBF65	PBM-65	BRES-65
PBF86	PBM-86	BRES-86

ADJUSTABLE HINGES

Doors can open left or right
Two lock system on door

BASE PLATE

Comes with depth adjustment bracket



Polyester Enclosures

QUICK MOUNT SYSTEM

Comes with M6 nuts

PIVOTS

Inside door for Mounting accessories

RECESSED HINGES

WALL MOUNTING BRACKETS

NEW RANGE of glass fibre reinforced polyester enclosures with high impact resistance (9), suitable for "aggressive" environments which offers the best solution and longer life time.




9

Modular Chassis

Easy to mount and assemble
Polyester front plate
5 Different height adjustments
Standard supply with earth & neutral bars

Reference	Rows	Modules	Weight kg	A	B	C
CHM-325	2	20	1,050	270	226	110
CHM-43	2	24	1,350	365	278	125
CHM-44	2	36	1,600	365	378	125
CHM-54	3	54	1,950	465	378	125
CHM-64	4	72	2,350	565	378	125
CHM-65	4	96	2,700	565	478	125
CHM-86	5	145	3,500	765	578	125

Neutral and earth bars supplied with separate mounting brackets



9

Accessories

Reference	Description
BP1	DIN blanking plug
V V	Ventilation valve
CML12	Key lockable handle
SDP 200 SDP 230	Depth adj. rails For 200mm depth For 230mm depth

